








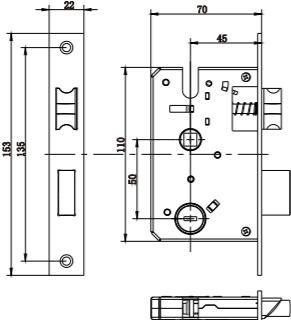
KF系列-45 × 50锁体






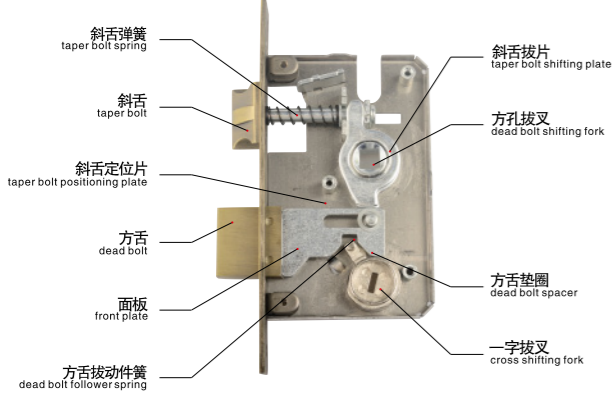
产品属性 Product Features

 表面处理：拉丝钢、拉丝金 Finish:SS、SG	 适配锁型：KF Madaptation:KF	 特点：开启顺滑、牢固、耐用 Features:Smooth,Fim and practical
 主要材质：锌合金、冷轧钢板 Material:Zinc Alloy、Cold-rolled steel	 主要功能：锁定门扇 Function:Door leaf locking	 适用范围：室内木门 Available for:All kinds of wooden doors





— 标配锁体结构 — — 选配锁体结构 —



斜舌弹簧
taper bolt spring

斜舌
taper bolt

斜舌定位片
taper bolt positioning plate

方舌
dead bolt

面板
front plate

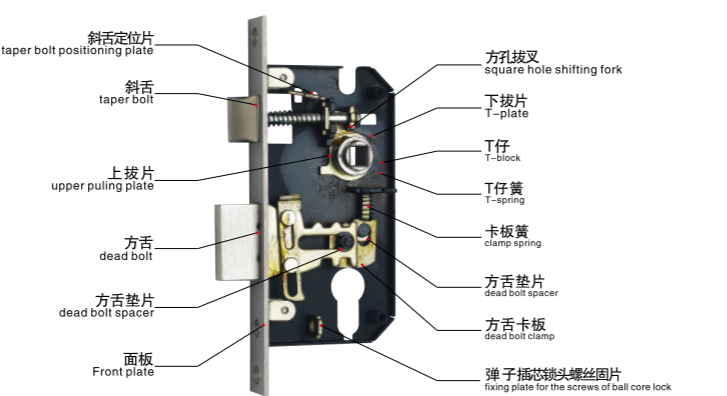
方舌拨动件簧
dead bolt follower spring

斜舌拨片
taper bolt shifting plate

方孔拨叉
dead bolt shifting fork

方舌垫圈
dead bolt spacer

一字拨叉
cross shifting fork



斜舌定位片
taper bolt positioning plate

斜舌
taper bolt

上拨片
upper pulling plate

方舌
dead bolt

方舌垫片
dead bolt spacer

面板
Front plate

方孔拨叉
square hole shifting fork

下拨片
T-plate

T仔
T-block

T仔簧
T-spring

卡板簧
clamp spring

方舌垫片
dead bolt spacer

方舌卡板
dead bolt clamp

弹子插芯锁头螺丝固片
fixing plate for the screws of ball core lock

门锁功能特点说明：

- 1、KC系列主要为现代风格的外观设计，KF系列主要为欧式风格的外观设计，适装于各类装修风格；
- 2、执手、面板采用国家优质环保锌合金材料，经过香港进口精密压铸机铸造，所有工件密度大，比一般压铸产品的密度大15%以上，无疏松针孔，经久耐用；
- 3、抛光处理采用台湾抛光机经过五道以上工序抛光，工件抛光变形小，表面平整，轮廓分明，确保每个产品电镀表面美伦美奂；
- 4、表面引进意大利多层电镀技术，确保工件电镀层≥30U，色泽持久，耐腐蚀能力强，盐雾实验测试远远超过国家标准的24小时。表面再加以国家环保清漆封闭漆，防腐、防碰撞，且不沾油污，可广泛用于各种场所；
- 5、高品质锌合金电脑匙锁头，互开率远远低于国家标准，标配3条主人钥匙，更方便，更安全可靠；
- 6、采用全新45mmX50mm标准安全锁体，配有斜舌正反装置，方舌采用高品质锌合金材精铸而成，具有防拨、防锯、防撬功能；
- 7、复位元件采用进口钢丝，手感轻松，复位有力，使用寿命达10万次以上；
- 8、适用范围：适用于公寓、酒店、机关单位、写字楼等房间门安装。
- 9、适用门厚度：38mm-50mm(加厚50mm-60mm)
- 10、安装中心距：50mm

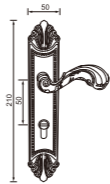
更多产品形象请浏览德利官方网站：www.delilock.com

KF锌合金门锁系列
KF Zinc Alloy Door Lock Series



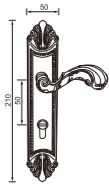
KF201129 SGS/PB

弹子插芯门锁
Put In Spring Lock
材质：优质锌合金
Quality:High-qualityZinc Alloy
可供颜色：直上金、青古哑光、白金
Color:SG、DAB、SGS/PB
适配锁体：45x50



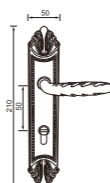
KF201129 SG*

弹子插芯门锁
Put In Spring Lock
材质：优质锌合金
Quality:High-qualityZinc Alloy
可供颜色：直上金、青古哑光、白金
Color:SG、DAB、SGS/PB
适配锁体：45x50




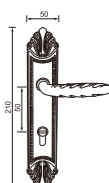
KF201161 SGS/PB

弹子插芯门锁
Put In Spring Lock
材质：优质锌合金
Quality:High-qualityZinc Alloy
可供颜色：青古哑光、白金、直上金
Color:DAB、SGS/PB、SG
适配锁体：45 × 50



KF201161 DAB*

弹子插芯门锁
Put In Spring Lock
材质：优质锌合金
Quality:High-qualityZinc Alloy
可供颜色：青古哑光* 白金、直上金*
Color:DAB、SGS/PB、SG
适配锁体：45 × 50



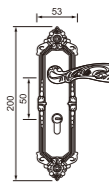
KF202229 BN/PB

弹子插芯门锁
Put In Spring Lock
材质：优质锌合金
Quality:High-qualityZinc Alloy
可供颜色：直上金、枪间金、红古铜、咖啡古铜
Color:SG、BN/PN、AC、ACC
适配锁体：45x50




KF202215 DAB

弹子插芯门锁
Put In Spring Lock
材质：优质锌合金
Quality:High-qualityZinc Alloy
可供颜色：直上金、青古哑光、红古铜、咖啡古铜*
Color:SG、DAB、AC、ACC
适配锁体：45 × 50



KF202215 ACC*

弹子插芯门锁
Put In Spring Lock
材质：优质锌合金
Quality:High-qualityZinc Alloy
可供颜色：青古哑光、棕古铜、红古铜、咖啡古铜* 直上金*
Color:DAB、ORB、AC、ACC、SG
适配锁体：45 × 50



KF203329 DAB

弹子插芯门锁
Put In Spring Lock
材质：优质锌合金
Quality:High-qualityZinc Alloy
可供颜色：青古铜
Color:DAB
适配锁体：45x50



*表示需要定做产品



Door lock Series

Many product lines. Superior quality, the best design and functions. Modeling projects are widely used in home, meet your requirements.


KF锌合金门锁系列

KF Zinc Alloy Door Lock Series

更多产品形象请浏览德利官方网站：www.delilock.com


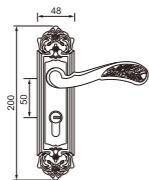
KF锌合金门锁系列

KF Zinc Alloy Door Lock Series




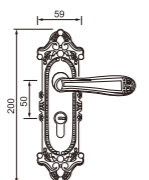
KF203517 DAB

弹子插芯门锁
Put In Spring Lock
材质: 优质锌合金
Quality: High-quality Zinc Alloy
可供颜色: 青古哑光、咖啡古铜
Color: DAB, ACC
适配锁体: 45 × 50




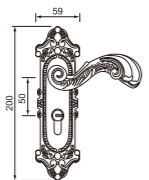
KF203651 BN/PB*

弹子插芯门锁
Put In Spring Lock
材质: 优质锌合金
Quality: High-quality Zinc Alloy
可供颜色: 枪间金、棕古铜
Color: BN/PB, ORB
适配锁体: 45 × 50




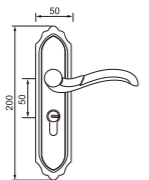
KF203629 SGS/PB

弹子插芯门锁
Put In Spring Lock
材质: 优质锌合金
Quality: High-quality Zinc Alloy
可供颜色: 直上金、青古哑光、白金、红古铜、咖啡古铜、枪间金、棕古铜
Color: SG, DAB, SGS/PB, AC, ACC, BN/PB, ORB
适配锁体: 45 × 50



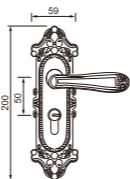
KF203920 DOB*

弹子插芯门锁
Put In Spring Lock
材质: 优质锌合金
Quality: High-quality Zinc Alloy
可供颜色: 青古哑光、棕古铜仿古
Color: DAB, DOB
适配锁体: 45 × 50



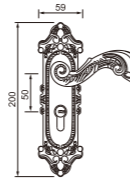
KF203651 ORB

弹子插芯门锁
Put In Spring Lock
材质: 优质锌合金
Quality: High-quality Zinc Alloy
可供颜色: 枪间金、棕古铜
Color: BN/PB, ORB
适配锁体: 45 × 50



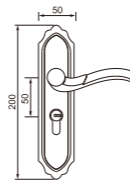
KF203629 黑红古

弹子插芯门锁
Put In Spring Lock
材质: 优质锌合金
Quality: High-quality Zinc Alloy
可供颜色: 直上金、青古哑光、白金、红古铜、枪间金、棕古铜、黑红古
Color: SG, DAB, SGS/PB, AC, BN/PB, ORB
适配锁体: 45 × 50




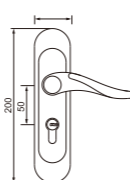
KF203920 黑红古

弹子插芯门锁
Put In Spring Lock
材质: 优质锌合金
Quality: High-quality Zinc Alloy
可供颜色: 青古哑光、棕古铜仿古、黑红古
Color: DAB, DOB
适配锁体: 45 × 50




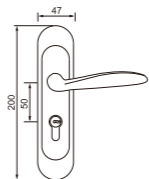
KF204121 BN/PB

弹子插芯门锁
Put In Spring Lock
材质: 优质锌合金
Quality: High-quality Zinc Alloy
可供颜色: 铜间金、枪间金
Color: SS/PB, SS/PB, SG, BN/PB
适配锁体: 45 × 50



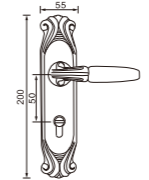
KF204139 黑红古

弹子插芯门锁
Put In Spring Lock
材质: 优质锌合金
Quality: High-quality Zinc Alloy
可供颜色: 棕古铜、黑红古
Color: ORB
适配锁体: 45 × 50



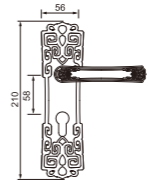
KF205357 DAB

弹子插芯门锁
Put In Spring Lock
材质: 优质锌合金
Quality: High-quality Zinc Alloy
可供颜色: 青古哑光、咖啡古铜
Color: DAB, ACC
适配锁体: 45 × 50




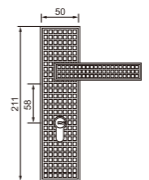
KF205558 SG*

弹子插芯门锁
Put In Spring Lock
材质: 优质锌合金
Quality: High-quality Zinc Alloy
可供颜色: 直上金、青古哑光、棕古铜
Color: SG, DAB, ORB
适配锁体: 50 × 58



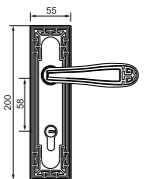
KF205859 DAB*

弹子插芯门锁
Put In Spring Lock
材质: 优质锌合金
Quality: High-quality Zinc Alloy
可供颜色: 青古哑光、棕古铜
Color: DAB, ORB
适配锁体: 50 × 58



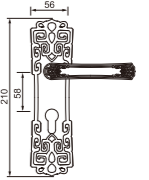
KF205251 ORB

弹子插芯门锁
Put In Spring Lock
材质: 优质锌合金
Quality: High-quality Zinc Alloy
可供颜色: 青古哑光、棕古铜
Color: DAB, ORB
适配锁体: 50 × 72




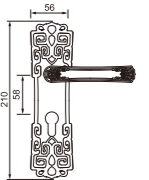
KF205558 ORB

弹子插芯门锁
Put In Spring Lock
材质: 优质锌合金
Quality: High-quality Zinc Alloy
可供颜色: 光金、青古哑光、棕古铜
Color: PB, DAB, ORB
适配锁体: 50 × 58



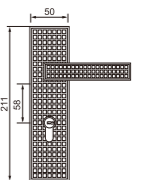
KF205558 DAB*

弹子插芯门锁
Put In Spring Lock
材质: 优质锌合金
Quality: High-quality Zinc Alloy
可供颜色: 直上金、青古哑光、棕古铜
Color: SG, DAB, ORB
适配锁体: 50 × 58



KF205859 ORB

弹子插芯门锁
Put In Spring Lock
材质: 优质锌合金
Quality: High-quality Zinc Alloy
可供颜色: 青古哑光、棕古铜
Color: DAB, ORB
适配锁体: 50 × 58



*表示需要定做产品

KS系列-50x72锁体



产品属性 Product Features

配色锁体：棕古、青古、拉丝钢、光金、红古
Finish:ORB、DAB、SS、PB、AC

主要材质：锌合金、冷轧钢板
Material:Zinc Alloy、Cold-rolled steel

适配锁型：KS、KG、HK
Madaptation:KS、KG、HK

主要功能：锁定门扇
Function:Door leaf locking

特点：可调上提功能、牢固、耐用
Features:Adjustable lift,Fim and practical

适用范围：室内木门
Available for:All kinds of wooden doors

锁头 钥匙

— 标配锁体结构 —

— 选配锁体结构 —

门锁功能特点说明：

- 1、产品外观按古典与时尚相结合的设计风格，融合古今文化精髓，典雅高贵，手感舒适；
- 2、执手、面板采用国家优质环保锌合金材料，经过香港进口精密压铸机铸造，所有工件密度大，比一般压铸产品的密度大15%以上，无疏松针孔，经久耐用；
- 3、抛光处理采用台湾抛光机经过五道以上工序抛光，工件抛光变形小，表面平整，轮廓分明，确保每个产品电镀表面美伦美奂；
- 4、表面引进意大利多层电镀技术，确保工件电镀层≥30U，色泽持久，耐腐蚀能力强，盐雾实验测试远远超过国家标准的24小时。表面再加以国家环保清漆封闭，烤漆温度达150℃，大大提高了防腐、防碰撞，且不沾油污，可广泛用于各种场所；
- 5、高品质锌合金电脑匙锁头，互开率远远低于国家标准，标配3条主人钥匙，更方便，更安全可靠；
- 6、采用全新50mmX72mm标准安全锁体，配有斜舌正反装置，方舌采用高品质锌合金材精铸而成，具有防拔、防锯、防撬功能；
- 7、复位元件采用进口钢丝，手感轻松，复位有力，使用寿命达10万次以上；
- 8、适用范围：适用于公寓、酒店、机关单位、写字楼等房间门安装。
- 9、适用门厚度：38mm-50mm(加厚50mm-60mm)
- 10、安装中心距：72mm

更多产品形象请浏览德利官方网站：www.delilock.com

KS锌合金门锁系列

KS Zinc Alloy Door Lock Series

KS201238 SS
弹子插芯门锁
Put In Spring Lock
材质: 优质锌合金
Quality:High-qualityZinc Alloy
可供颜色: 铜拉丝、直上金
Color:SS、SG
适配锁体: 50x72

KS201235 黑红古
弹子插芯门锁
Put In Spring Lock
材质: 优质锌合金
Quality:High-qualityZinc Alloy
可供颜色: 铜间钢、枪间金、黑红古
Color:SS/SP、BN/PB
适配锁体: 50x72

KS201809 SS/SP*
弹子插芯门锁
Put In Spring Lock
材质: 优质锌合金
Quality:High-qualityZinc Alloy
可供颜色: 铜间钢、枪间金
Color:SS/SP、BN/PB、SG
适配锁体: 50x72

KS201521 BN/PB
弹子插芯门锁
Put In Spring Lock
材质: 优质锌合金
Quality:High-qualityZinc Alloy
可供颜色: 铜间钢、枪间金、直上金*
Color:SS/SP、BN/PB、SG
适配锁体: 50x72

KS201003 SS/SP
弹子插芯门锁
Put In Spring Lock
材质: 优质锌合金
Quality:High-qualityZinc Alloy
可供颜色: 铜间钢、枪间金
Color:SS/SP、BN/PB
适配锁体: 50x72

KS201003 BN/PB
弹子插芯门锁
Put In Spring Lock
材质: 优质锌合金
Quality:High-qualityZinc Alloy
可供颜色: 铜间钢、枪间金
Color:SS/SP、BN/PB
适配锁体: 50x72

KS211608 SS/PB*
弹子插芯门锁
Put In Spring Lock
材质: 锌合金
Quality:QualityHigh-qualityZinc Alloy
可供颜色: 铜间钢、直上金
铜间金、枪间金
Color:SS/SP、SG、SS/PB、SB/PB
适配锁体: 50x72

KS201011 BN/PB*
弹子插芯门锁
Put In Spring Lock
材质: 优质锌合金
Quality:High-qualityZinc Alloy
可供颜色: 铜间钢、枪间金
Color:SS/SP、BN/PB
适配锁体: 50x72

*表示需要定做产品




Door lock Series

门锁系列

Many product lines. Superior quality, the best design and functions. Modeling projects are widely used in home, meet your requirements.

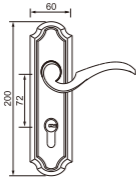
锌合金门锁系列

Zinc Alloy Door Lock Series




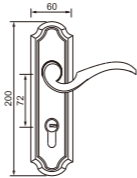
KS201608 BN/PB*

弹子插芯门锁
Put In Spring Lock
材质: 优质锌合金
Quality: High-quality Zinc Alloy
可供颜色: 钢间钢、直上金
钢间金、枪间金
Color: SS/SP, SG, SS/PB, SB/PB
适配锁体: 50x72



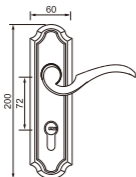
KS201608 DAB

弹子插芯门锁
Put In Spring Lock
材质: 优质锌合金
Quality: High-quality Zinc Alloy
可供颜色: 钢间钢、枪间金、直上金
Color: SS/SP, BN/PB, SG
适配锁体: 50x72




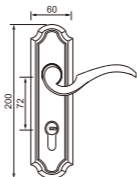
KS201608 SS/SP*

弹子插芯门锁
Put In Spring Lock
材质: 优质锌合金
Quality: High-quality Zinc Alloy
可供颜色: 钢间钢、直上金
钢间金、枪间金
Color: SS/SP, SG, SS/PB, SB/PB
适配锁体: 50x72



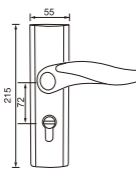
KS201608 SS/PB*

弹子插芯门锁
Put In Spring Lock
材质: 优质锌合金
Quality: High-quality Zinc Alloy
可供颜色: 钢间钢、直上金
钢间金、枪间金
Color: SS/SP, SG, SS/PB, SB/PB
适配锁体: 50x72



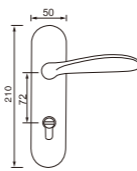
KS211521 BN/PB*

弹子插芯门锁
Put In Spring Lock
材质: 优质锌合金
Quality: High-quality Zinc Alloy
可供颜色: 钢间钢、枪间金
Color: SS/SP, BN/PB
适配锁体: 50x72



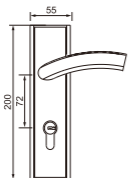
KS202339 SS/SP

弹子插芯门锁
Put In Spring Lock
材质: 优质锌合金
Quality: High-quality Zinc Alloy
可供颜色: 钢间钢、枪黑
Color: SS/SP, BN
适配锁体: 50x72



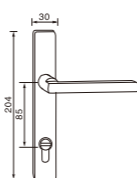
KS201509 SS/SP*

弹子插芯门锁
Put In Spring Lock
材质: 优质锌合金
Quality: High-quality Zinc Alloy
可供颜色: 钢间钢、枪间金、直上金
Color: SS/SP, BN/PB, SG
适配锁体: 50x72



KZ01235 SS

弹子插芯门锁
Put In Spring Lock
材质: 优质锌合金
Quality: High-quality Zinc Alloy
可供颜色: 钢间钢
Color: SS/SP
适配锁体:
25 x 85 葫芦结构(适用铝门)
或45 x 85 锁体(适用木门)



* 表示需要定做产品

D.DELI® 德利

KB系列-50x58锁体



50 × 58锁体

The 50 × 58 lock body

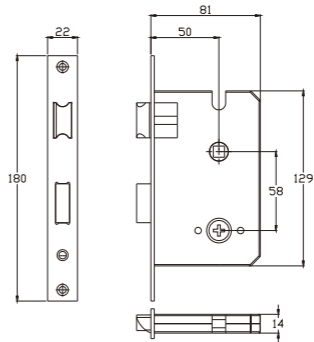


产品属性 Product Features

表面处理: 拉丝钢、拉丝金
Finish: SS, SG
主要材质: 锌合金、冷轧钢板
Material: Zinc Alloy, Cold-rolled steel


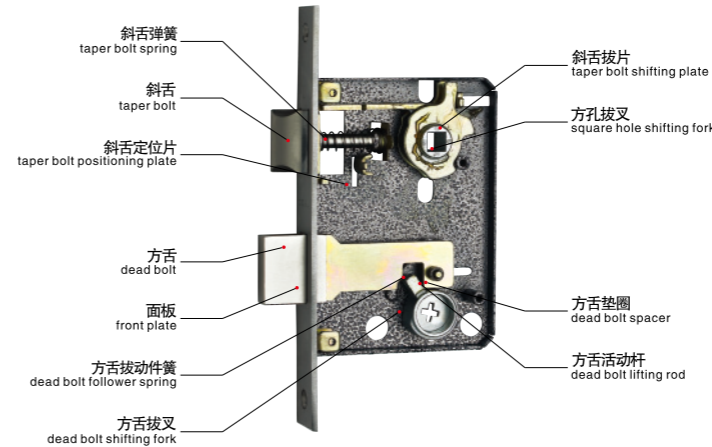
适配锁型: KD
Madaptation: KD
主要功能: 锁定门扇、自提逃生
Function: Door leaf locking

特点: 开启顺滑、牢固、耐用
Features: Smooth, Firm and practical
适用范围: 室内木门
Available for: All kinds of wooden doors



锁头

锁体结构



钥匙


门锁功能特点说明:


- 1、产品外观按古典与时尚相结合的设计风格,融合古今文化精髓,典雅高贵,手感舒适;
- 2、执手、面板采用国家优质环保锌合金材料,经过香港进口精密压铸机铸造,所有工件密度大,比一般压铸产品的密度大15%以上,无疏松针孔,经久耐用;
- 3、抛光处理采用台湾抛光机经过五道以上工序抛光,工件抛光变形小,表面平整,轮廓分明,确保每个产品电镀表面美伦美奂;
- 4、表面引进意大利多层电镀技术,确保工件电镀层≥30U,色泽持久,耐腐蚀能力强,盐雾实验测试远远超过国家标准的24小时。表面再加以国家环保清漆封闭,防腐、防碰撞,且不沾油污,可广泛用于各种场所;
- 5、高品质锌合金电脑锁头,标配5条主人钥匙,亦可选用前后都用锁匙开启的双开锁头,更方便,更安全可靠;
- 6、采用全新50mmX58mm标准安全锁体,配有斜舌正反装置,方舌采用高品质材料精铸而成,具有防拔、防锯、防撬功能;
- 7、复位元件采用进口钢丝,手感轻松,复位有力,使用寿命达10万次以上;
- 8、适用范围:适用于别墅、酒店、机关单位、写字楼、高档住宅等房门装饰。
- 9、适用门厚度: 38mm-50mm(加厚50mm-60mm)
- 10、安装中心距: 58mm

* 表示需要定做产品

D.DELI® 德利

KD系列-50x58真葫芦锁体





产品属性 Product Features

表面处理：拉丝铜、拉丝金
Finish:SS、SG

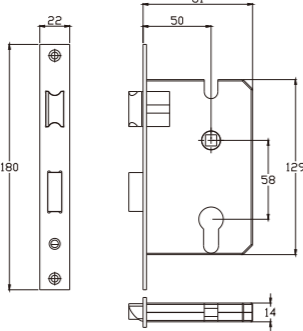
主要材质：铜、锌合金、冷轧钢板
Material:Brass、Zinc Alloy、Cold-rolled steel


适配锁型：KB
Madaptation:KB

主要功能：锁定门扇
Function:Door leaf locking

特点：开启顺滑、牢固、耐用
Features:Smooth,Fim and practical

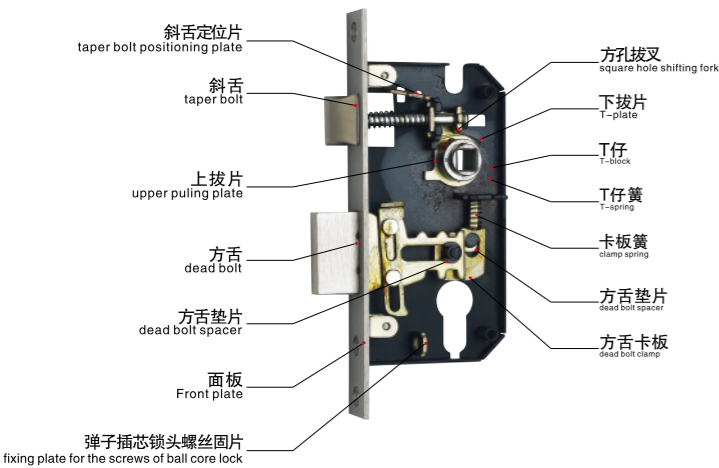
适用范围：室内木门
Available for:All kinds of wooden doors





锁头

— 锁体结构 —



斜舌定位片
taper bolt positioning plate

斜舌
taper bolt

上拨片
upper puling plate

方舌
dead bolt

方舌垫片
dead bolt spacer

面板
Front plate

弹子插芯锁头螺丝固片
fixing plate for the screws of ball core lock

方孔拨叉
square hole shifting fork

下拨片
T-plate

T仔
T-block

T仔簧
T-spring

卡板簧
clamp spring

方舌垫片
dead bolt spacer

方舌卡板
dead bolt clamp

门锁功能特点说明：

- 1、KA、KB系列主要为现代风格的外观设计，适合各类时尚元素的装修风格；
- 2、执手、面板采用国家优质环保锌合金材料，经过香港进口精密压铸机铸造，所有工件密度大，比一般压铸产品的密度大15%以上，无疏松针孔，经久耐用；
- 3、抛光处理采用台湾抛光机经过五道以上工序抛光，工件抛光变形小，表面平整，轮廓分明，确保每个产品电镀表面美伦美奂；
- 4、表面引进意大利多层电镀技术，确保工件电镀层≥30U，色泽持久，耐腐蚀能力强，盐雾实验测试远远超过国家标准的24小时。表面再加以国家环保清漆封闭，烤漆温度达150℃，大大提高了防腐、防碰撞，且不沾油污，可广泛用于各种场所；
- 5、高品质锌合金电脑匙锁头，标配5条主人钥匙，亦可选用前后都用锁匙开启的双开锁头，更方便，更安全可靠；
- 6、配置50#单舌锁利，七珠锁头，其结构简单便于安装，性价比高。其执手复位装置为轴承结构，不仅手感舒适顺畅，且经久耐用；
- 7、复位元件采用进口钢丝，手感轻松，复位有力，使用寿命达10万次以上；
- 8、适用范围：适用于公寓、酒店、机关单位、写字楼等房间门安装。
- 9、适用门厚度：38mm-50mm(加厚50mm-60mm)
- 10、安装中心距：58mm

更多产品形象请浏览德利官方网站：www.delilock.com

KB/KD锌合金门锁系列
KBKD Zinc Alloy Door Lock Series



KB/KD03037 SS/SP*

弹子插芯门锁
Put In Spring Lock

材质:优质锌合金
Quality:High-quality/Zinc Alloy

可供颜色:钢间钢
Color:SS/SP

适配锁体: KB:单舌锁体
KD:50 × 58



KB/KD01003 SS/SP*

弹子插芯门锁
Put In Spring Lock

材质:优质锌合金
Quality:High-quality/Zinc Alloy

可供颜色:钢间钢、枪间金
Color:SS/SP、BN/PB

适配锁体: KB:单舌锁体
KD:50 × 58



KB/KD01003 BN/PB

弹子插芯门锁
Put In Spring Lock

材质:优质锌合金
Quality:High-quality/Zinc Alloy

可供颜色:钢间钢、枪间金
Color:SS/SP、BN/PB

适配锁体: KB:单舌锁体
KD:50 × 58



KB/KD01509 SS/SP*

弹子插芯门锁
Put In Spring Lock

材质:优质锌合金
Quality:High-quality/Zinc Alloy

可供颜色:钢间钢、枪间金
Color:SS/SP、BN/PB

适配锁体: KB:单舌锁体
KD:50 × 58



KB/KD01809 SS/SP*

弹子插芯门锁
Put In Spring Lock

材质:优质锌合金
Quality:High-quality/Zinc Alloy

可供颜色:钢间钢
Color:SS/SP

适配锁体: KB:单舌锁体
KD:50 × 58



KB/KD01311 SS/SP*

弹子插芯门锁
Put In Spring Lock

材质:优质锌合金
Quality:High-quality/Zinc Alloy

可供颜色:钢间钢
Color:SS/SP

适配锁体: KB:单舌锁体
KD:50 × 58



KB/KD01608 SS/SP

弹子插芯门锁
Put In Spring Lock

材质:锌合金
Quality:High-quality/Zinc Alloy

可供颜色:钢间钢、直上金
钢间金、枪间金
Color:SS/SP、SG、SS/PB、SB/PB

适配锁体: KB:单舌锁体
KD:50 × 58



KB/KD01608 BN/PB*

弹子插芯门锁
Put In Spring Lock

材质:锌合金
Quality:High-quality/Zinc Alloy

可供颜色:钢间钢、直上金
钢间金、枪间金
Color:SS/SP、SG、SS/PB、SB/PB

适配锁体: KB:单舌锁体
KD:50 × 58

*表示需要定做产品




Door lock Series

Many product lines. Superior quality, the best design and functions. Modeling projects are widely used in home, meet your requirements.

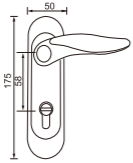
KB/KD锌合金门锁系列

KBKD Zinc Alloy Door Lock Series



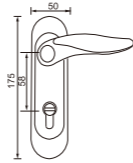
KB/KD04121 BN/PB

弹子插芯门锁
Put In Spring Lock
材质: 锌合金
Quality: High-quality Zinc Alloy
可供颜色: 铜间钢、直上金*
铜间金、枪间金
Color: SS/SP, SG, SS/PB, SB/PB
适配锁体: KB: 单舌锁体
KD: 50 × 58



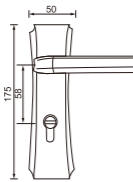
KB/KD04121 SS/SP*

弹子插芯门锁
Put In Spring Lock
材质: 锌合金
Quality: High-quality Zinc Alloy
可供颜色: 铜间钢、直上金
铜间金、枪间金
Color: SS/SP, SG, SS/PB, SB/PB
适配锁体: KB: 单舌锁体
KD: 50 × 58




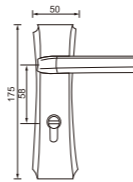
KB/KD04862 BN/PB

弹子插芯门锁
Put In Spring Lock
材质: 锌合金
Quality: High-quality Zinc Alloy
可供颜色: 枪间金、棕古铜
Color: BN/PB, ORB
适配锁体: KB: 单舌锁体
KD: 50 × 58



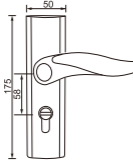
KB/KD04862 ORB*

弹子插芯门锁
Put In Spring Lock
材质: 锌合金
Quality: High-quality Zinc Alloy
可供颜色: 枪间金、棕古铜
Color: BN/PB, ORB
适配锁体: KB: 单舌锁体
KD: 50 × 58



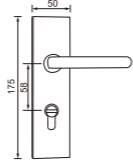
KB/KD01521 BN/PB*

弹子插芯门锁
Put In Spring Lock
材质: 优质锌合金
Quality: High-quality Zinc Alloy
可供颜色: 铜间钢、枪间金
Color: SS/SP, BN/PB
适配锁体: KB: 单舌锁体
KD: 50 × 58




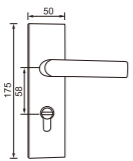
KB/KD01608 SS/SP*

弹子插芯门锁
Put In Spring Lock
材质: 优质锌合金
Quality: High-quality Zinc Alloy
可供颜色: 铜间钢、枪间金
Color: SS/SP, BN/PB
适配锁体: KB: 单舌锁体
KD: 50 × 58



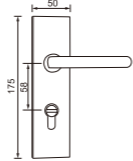
KB/KD01238 SS*

弹子插芯门锁
Put In Spring Lock
材质: 优质锌合金
Quality: High-quality Zinc Alloy
可供颜色: 铜间钢
Color: SS/SP
适配锁体: KB: 单舌锁体
KD: 50 × 58



KB/KD01235 SS

弹子插芯门锁
Put In Spring Lock
材质: 优质锌合金
Quality: High-quality Zinc Alloy
可供颜色: 铜间钢
Color: SS/SP
适配锁体: KB: 单舌锁体
KD: 50 × 58



KA/KC系列-45 × 50锁体



45 × 50锁体
The 45 × 50 lock body

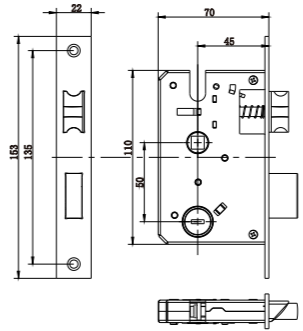


产品属性 Product Features

表面处理: 拉丝钢、拉丝金
Finish: SS, SG
主要材质: 锌合金、冷轧钢板
Material: Zinc Alloy, Cold-rolled steel


适配锁型: KA/KC
Madaptation: KA/KC
主要功能: 锁定门扇
Function: Door leaf locking

特点: 开启顺滑、牢固、耐用
Features: Smooth, Firm and practical
适用范围: 室内木门
Available for: All kinds of wooden doors



锁头

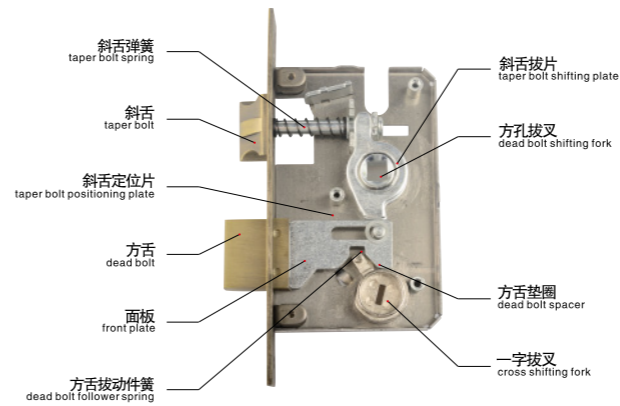
钥匙



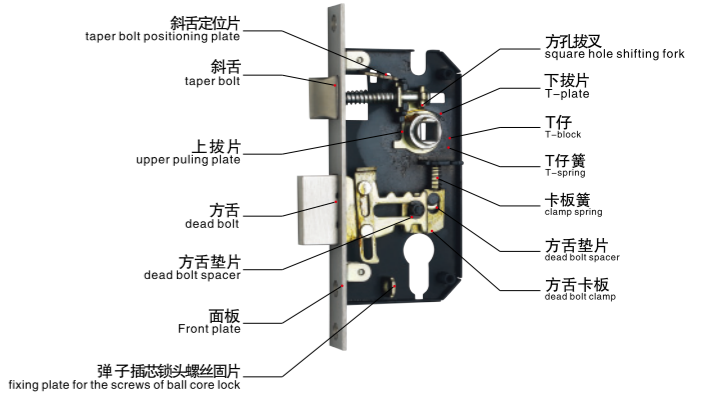
锁头

钥匙

标配锁体结构



选配锁体结构



门锁功能特点说明:

- 1、KC系列主要为现代风格的外观设计, KF系列主要为欧式风格的外观设计, 适配于各类装修风格;
- 2、执手、面板采用国家优质环保锌合金材料, 经过香港进口精密压铸机铸造, 所有工件密度大, 比一般压铸产品的密度大15%以上, 无疏松针孔, 经久耐用;
- 3、抛光处理采用台湾抛光机经过五道以上工序抛光, 工件抛光变形小, 表面平整, 轮廓分明, 确保每个产品电镀表面美伦美焕;
- 4、表面引进意大利多层电镀技术, 确保工件电镀层≥30U, 色泽持久, 耐腐蚀能力强, 盐雾实验测试远远超过国家标准的24小时。表面再加以国家环保清漆封闭漆, 防腐、防碰撞, 且不沾油污, 可广泛用于各种场所;
- 5、高品质锌合金电脑匙锁头, 互开率远远低于国家标准, 标配3条主人钥匙, 更方便, 更安全可靠;
- 6、采用全新45mmX50mm标准安全锁体, 配有斜舌正反装置, 方舌采用高品锌合金材精铸而成, 具有防拔、防锯、防撬功能;
- 7、复位元件采用进口钢丝, 手感轻松, 复位有力, 使用寿命达10万次以上;
- 8、适用范围: 适用于公寓、酒店、机关单位、写字楼等房间门安装。
- 9、适用门厚度: 38mm-50mm(加厚50mm-60mm)
- 10、安装中心距: 50mm

*表示需要定做产品




Door lock Series

Many product lines. Superior quality, the best design and functions. Modeling projects are widely used in home, meet your requirements.

KA/KC锌合金门锁系列

KA/KC Zinc Alloy Door Lock Series

HK系列-50x72锁体



50x72锁体

The 50x72 lock body

产品属性 Product Features

配色锁体: 棕古、青古、拉丝钢、光金、红古
Finish: ORB, DAB, SS, PB, AC

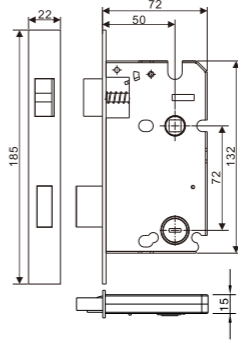
主要材质: 锌合金、冷轧钢板
Material: Zinc Alloy, Cold-rolled steel

适配锁型: KS、KG、HK
Madaptation: KS, KG, HK

主要功能: 锁定门扇
Function: Door leaf locking

特点: 可调成快锁功能
Features: Adjustable into fast lock function

适用范围: 室内木门
Available for: All kinds of wooden doors




锁头



钥匙




锁头

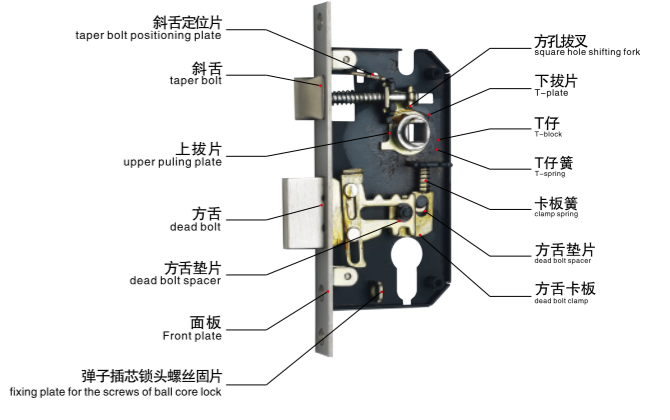


钥匙

— 标配锁体结构 —



— 选配锁体结构 —



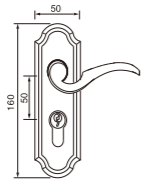
门锁功能特点说明:

- 1、产品外观按古典与时尚相结合的设计风格,融合古今文化精髓,典雅高贵,手感舒适;
- 2、执手、面板采用国家优质环保锌合金材料,经过香港进口精密压铸机铸造,所有工件密度大,比一般压铸产品的密度大15%以上,无疏松针孔,经久耐用;
- 3、抛光处理采用台湾抛光机经过五道以上工序抛光,工件抛光变形小,表面平整,轮廓分明,确保每个产品电镀表面美伦美奂;
- 4、表面引进意大利多层电镀技术,确保工件电镀层 $\geq 30\mu$,色泽持久,耐腐蚀能力强,盐雾实验测试远远超过国家标准的24小时。表面再加以国家环保清漆封闭,烤漆温度达150℃,大大提高了防腐、防碰撞,且不沾油污,可广泛用于各种场所;
- 5、高品质锌合金电脑匙锁头,互开率远远低于国家标准,标配3条主人钥匙,更方便,更安全可靠;
- 6、采用全新55mmX72mm标准安全锁体,配有斜舌正反装置,方舌采用高品锌合金材精铸而成,具有防拔、防锯、防撬功能;
- 7、复位元件采用进口钢丝,手感轻松,复位有力,使用寿命达10万次以上;
- 8、适用范围:适用于公寓、酒店、机关单位、写字楼等房间门安装。
- 9、适用门厚度: 38mm-50mm(加厚50mm-60mm)
- 10、安装中心距: 72mm



KA/KC01608 SS/SP*

弹子插芯门锁
Put In Spring Lock
材质: 锌合金
Quality: High-quality Zinc Alloy
可供颜色: 钢间钢、直上金*
钢间金、枪间金
Color: SS/SP, SG, SS/PB, SB/PB
适配锁体: KA: 单舌锁体
KC: 45x50



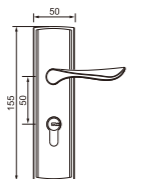
KA/KC01509 SS/SP

弹子插芯门锁
Put In Spring Lock
材质: 优质锌合金
Quality: High-quality Zinc Alloy
可供颜色: 钢间钢、枪间金*
Color: SS/SP, BN/PB
适配锁体: KA: 单舌锁体
KC: 45x50



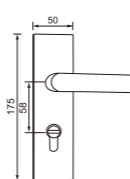
KA/KC01003 SS/SP

弹子插芯门锁
Put In Spring Lock
材质: 优质锌合金
Quality: High-quality Zinc Alloy
可供颜色: 钢间钢、枪间金*
Color: SS/SP, BN/PB
适配锁体: KA: 单舌锁体
KC: 45x50



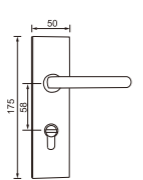
KA/KC01238 SS*

弹子插芯门锁
Put In Spring Lock
材质: 优质锌合金
Quality: High-quality Zinc Alloy
可供颜色: 钢拉丝
Color: SS
适配锁体: KB: 单舌锁体
KD: 50x58



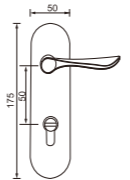
KA/KC01235 SS*

弹子插芯门锁
Put In Spring Lock
材质: 优质锌合金
Quality: High-quality Zinc Alloy
可供颜色: 钢拉丝
Color: SS
适配锁体: KB: 单舌锁体
KD: 50x58



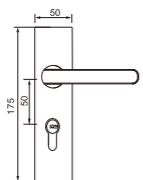
SB02303 SS

弹子插芯门锁
Put In Spring Lock
材质: 铝银
Quality: Aluminum silver
可供颜色: 喷射银、钢拉丝
Color: SGS, SS
适配锁体: 单舌锁体



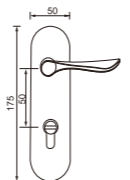
SB02535 SGS

弹子插芯门锁
Put In Spring Lock
材质: 铝银
Quality: Aluminum silver
可供颜色: 喷射银、钢拉丝
Color: SGS, SS
适配锁体: 单舌锁体



SD02303 SGS*

弹子插芯门锁
Put In Spring Lock
材质: 铝银
Quality: Aluminum silver
可供颜色: 喷射银、钢拉丝
Color: SGS, SS
适配锁体: 45x50



* 表示需要定做产品

* 表示需要定做产品

HW系列-60#锁体

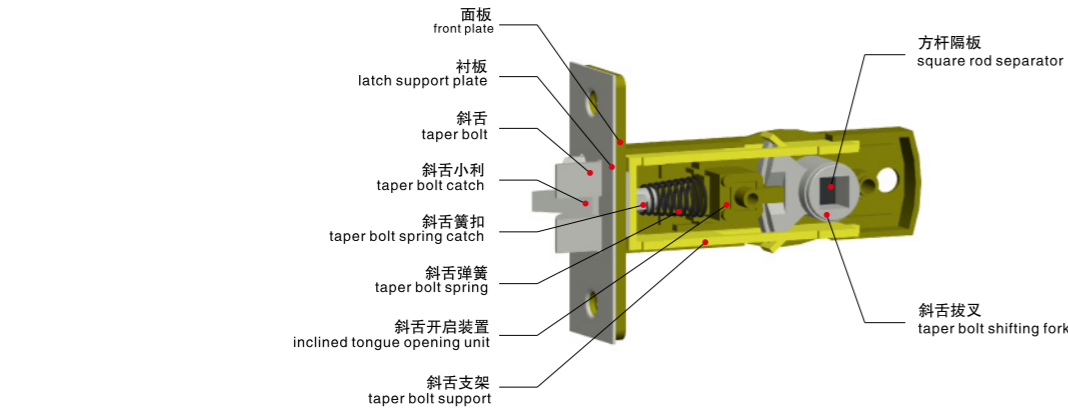


产品属性 Product Features

表面处理：拉丝钢、拉丝金 Finish:SS、SG	适配锁型：HW Madaptation:HW	特点：开启顺滑、牢固、耐用 Features:Smooth,Fim and practical
主要材质：锌合金、冷轧钢板 Material:Zinc Alloy、Cold-rolled steel	主要功能：锁定门扇 Function:Door leaf locking	适用范围：室内木门、浴室门 Available for:All kinds of wooden doors

26 68 60 88 16 34 68

锁体结构



门锁功能特点说明：

- 1、产品外观按古典与时尚相结合的设计风格，融合古今文化精髓，典雅高贵，手感舒适；
- 2、执手、面板采用国家优质环保锌合金材料，经过香港进口精密压铸机铸造，所有工件密度大，比一般压铸产品的密度大15%以上，无疏松针孔，经久耐用；
- 3、抛光处理采用台湾抛光机经过五道以上工序抛光，工件抛光变形小，表面平整，轮廓分明，确保每个产品电镀表面美伦美焕；
- 4、表面引进意大利多层电镀技术，确保工件电镀层≥30U，色泽持久，耐腐蚀能力强，盐雾实验测试远远超过国家标准的24小时。表面再加以国家环保清漆封闭，烤漆温度达150℃，大大提高了防腐、防碰撞，且不沾油污，可广泛用于各种场所；
- 5、高品质锌合金电脑匙锁头，标配5条主人钥匙，亦可选用前后都用锁匙开启的双开锁头，更方便，更安全可靠；
- 6、配置60#单舌锁利，七珠锁头，其结构简单便于安装，性价比高。其执手复位装置为轴承结构，不仅手感舒适顺畅，且经久耐用；
- 7、复位元件采用进口钢丝，手感轻松，复位有力，使用寿命达10万次以上；
- 8、适用范围：适用于公寓、酒店、机关单位、写字楼等房间门安装。
- 9、适用门厚度：38mm-50mm(加厚50mm-60mm)
- 10、安装门边距：60mm

TB系列-45#锁体




产品属性 Product Features

表面处理：拉丝钢、拉丝金 Finish:SS、SG	适配锁型：TB Madaptation:TB	特点：开启顺滑、牢固、耐用 Features:Smooth,Fim and practical
主要材质：锌合金、冷轧钢板 Material:Zinc Alloy、Cold-rolled steel	主要功能：锁定门扇 Function:Door leaf locking	适用范围：移门、浴室门 Available for:Bathrooms

13 66 45 18 104 65 60

锁头 钥匙

锁体结构



门锁功能特点说明：

- 1、产品外型线条流畅、简洁、时尚完美的视觉效果，手感舒适；
- 2、执手、面板采用国家优质环保锌合金材料，经过香港进口精密压铸机铸造，所有工件密度大，比一般压铸产品的密度大15%以上，无疏松针孔，经久耐用；
- 3、抛光处理采用台湾抛光机经过五道以上工序抛光，工件抛光变形小，表面平整，轮廓分明，确保每个产品电镀表面美伦美焕；
- 4、表面引进意大利多层电镀技术，确保工件电镀层≥30U，色泽持久，耐腐蚀能力强，盐雾实验测试远远超过国家标准的24小时。表面再加以国家环保清漆封闭，烤漆温度达150℃，大大提高了防腐、防碰撞，且不沾油污，可广泛用于各种场所；
- 5、高品质锌合金锁头，方便，耐用，配勾舌锁体，美观安全可靠；
- 6、适用范围：适用于卫生间、浴室、阳台门等滑动门。
- 7、适用门厚度：38mm-50mm
- 8、安装门边距：45mm



Door lock Series

门锁系列

Many product lines. Superior quality, the best design and functions. Modeling projects are widely used in home, meet your requirements.

HK门锁系列

HK Door Lock Series

更多产品形象请浏览德利官方网站：www.delilock.com

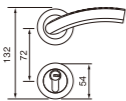
HK门锁系列

HK Door Lock Series




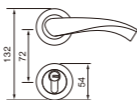
HK909 SS/SP

分体系列门锁
Slit Series Door Lock
材质：优质锌合金
Quality:High-quality/Zinc Alloy
可供颜色：钢间钢、直上金
Color:SS/SP, SG
适配锁体：50x72



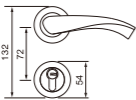
HK928 CP

分体系列门锁
Slit Series Door Lock
材质：优质锌合金
Quality:High-quality/Zinc Alloy
可供颜色：直上金、光铬、
青古铜、枪黑
Color:SG, CP, AB
适配锁体：50x72



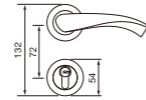
HK928 枪黑

分体系列门锁
Slit Series Door Lock
材质：优质锌合金
Quality:High-quality/Zinc Alloy
可供颜色：直上金、光铬、
青古铜、枪黑
Color:SG, CP, AB
适配锁体：50x72




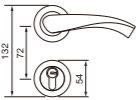
HK928 DAB

分体系列门锁
Slit Series Door Lock
材质：优质锌合金
Quality:High-quality/Zinc Alloy
可供颜色：光金、光铬、青古铜、枪黑
Color:PB, CP, DAB, BN
适配锁体：50x72



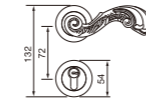
HK928 SG

分体系列门锁
Slit Series Door Lock
材质：优质锌合金
Quality:High-quality/Zinc Alloy
可供颜色：直上金、光铬、棕古铜、
青古铜、枪黑
Color:SG, CP, ORB, AB
适配锁体：50x72



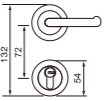
HK929 SG

分体系列门锁
Slit Series Door Lock
材质：优质锌合金
Quality:High-quality/Zinc Alloy
可供颜色：直上金、光铬、棕古铜、青古铜
Color:SG, CP, ORB, AB
适配锁体：50x72



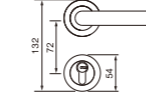
HK935 SS/SP

分体系列门锁
Slit Series Door Lock
材质：优质锌合金
Quality:High-quality/Zinc Alloy
可供颜色：直上金、棕古铜、青古铜
Color:SG, ORB, AB
适配锁体：50x72



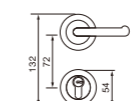
HK936 SS/SP

分体系列门锁
Slit Series Door Lock
材质：优质锌合金
Quality:High-quality/Zinc Alloy
可供颜色：钢间钢
Color:SS/SP
适配锁体：50x72




HK940 SS/SP

分体系列门锁
Slit Series Door Lock
材质：优质锌合金
Quality:High-quality/Zinc Alloy
可供颜色：钢间钢
Color:SS/SP
适配锁体：50x72




HW309 SS/SP

分体系列门锁
Slit Series Door Lock
材质：优质锌合金
Quality:High-quality/Zinc Alloy
可供颜色：钢间钢、直上金
Color:SS/SP, SG
适配锁体：60锁体



HW308 BN/PB

分体系列门锁
Slit Series Door Lock
材质：优质锌合金
Quality:High-quality/Zinc Alloy
可供颜色：钢间钢、直上金
钢间金、枪间金
Color:SS/SP, SG, SS/PB, BN/PB
适配锁体：60锁体



HW321 SB/PB

分体系列门锁
Slit Series Door Lock
材质：优质锌合金
Quality:High-quality/Zinc Alloy
可供颜色：直上金、枪间金
Color:SG, BN/PB
适配锁体：60锁体



HW329 DAB

分体系列门锁
Slit Series Door Lock
材质：优质锌合金
Quality:High-quality/Zinc Alloy
可供颜色：青古哑铜、棕古铜、砂金
Color:DAB, ORB, SB
适配锁体：60锁体



HW336 SS

分体系列门锁
Slit Series Door Lock
材质：优质锌合金
Quality:High-quality/Zinc Alloy
可供颜色：铜拉丝
Color:SS
适配锁体：60锁体



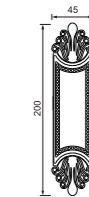
HW341 DAB

分体系列门锁
Slit Series Door Lock
材质：优质锌合金
Quality:High-quality/Zinc Alloy
可供颜色：青古铜、直上金
Color:DAB, SG
适配锁体：60锁体



TA011 SG

弹子插芯门锁
Put In Spring Lock
材质：优质锌合金
Quality:High-quality/Zinc Alloy
可供颜色：直上金、青古哑光、白金
Color:SG, DAB, SG/SPB
适配锁体：45#锁体



*表示需要定做产品

Door lock Series 门锁系列

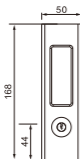
Many product lines. Superior quality, the best design and functions. Modeling projects are widely used in home, meet your requirements.

推拉门锁系列 Push and pull Door Lock Series



TA012 SS/SP

推拉门锁
Movable Door Lock
材质: 优质锌合金
Quality: High-quality Zinc Alloy
可供颜色: 青古哑光、铜间钢、直上金
Color: DAB, SS/SP, SG
适配锁体: 45#锁体



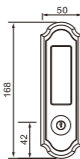
TA012 DAB

推拉门锁
Movable Door Lock
材质: 优质锌合金
Quality: High-quality Zinc Alloy
可供颜色: 青古哑光、铜间钢、直上金
Color: DAB, SS/SP, SG
适配锁体: 45#锁体



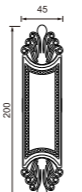
TA016 SS/SP

推拉门锁
Movable Door Lock
材质: 优质锌合金
Quality: High-quality Zinc Alloy
可供颜色: 铜拉丝、金拉丝、青古
Color: SS, SB, DAB
适配锁体: 45#锁体



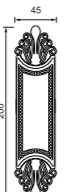
TB011 SGS/PB

推拉门锁
Movable Door Lock
材质: 优质锌合金
Quality: High-quality Zinc Alloy
可供颜色: 青古哑光、直上金、棕古铜、白金
Color: DAB, SG, ORB, SGS/PB



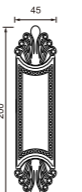
TB011 ORB

推拉门锁
Movable Door Lock
材质: 优质锌合金
Quality: High-quality Zinc Alloy
可供颜色: 青古哑光、直上金、棕古铜、白金
Color: DAB, SG, ORB, SGS/PB



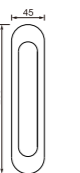
TB011 DAB

推拉门锁
Movable Door Lock
材质: 优质锌合金
Quality: High-quality Zinc Alloy
可供颜色: 青古哑光、直上金、棕古铜、白金
Color: DAB, SG, ORB, SGS/PB



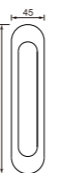
TB023 SS

推拉门锁
Movable Door Lock
材质: 优质锌合金
Quality: High-quality Zinc Alloy
可供颜色: 铜拉丝、青古铜
Color: SS, DAB



TB023 DAB

推拉门锁
Movable Door Lock
材质: 优质锌合金
Quality: High-quality Zinc Alloy
可供颜色: 铜拉丝、青古铜
Color: SS, DAB



球型门锁、隐藏锁、闭门锁系列



球型系列门锁
Ball Type Door Lock
闭门系列门锁
Closing Door Series Door Lock
HG闭门系列门锁
HG Closing Door Series Door Lock

球型门锁系列 Ball Type Door Lock Series

功能特点说明:

- 1、使用场所: 酒店、机关单位、写字楼房门装饰之用;
- 2、适用门厚: 45mm-50mm (加厚60mm-80mm)
- 3、圆筒式面板规格: Ø75
- 4、安装中心距: 60mm或70mm



球型门锁系列

HG-20隐藏门锁 HG-20 Conceal Door Lock

功能特点说明:

- 1、使用场所: 酒店、机关单位、写字楼房门装饰之用;
- 2、适用门厚: 35mm-50mm
- 3、圆筒式面板规格: Ø75
- 4、安装中心距: 60mm



隐藏门锁系列


闭门门锁系列 Closing Door Lock Series

功能特点说明:

- 1、使用场所: 酒店、机关单位、写字楼房门装饰之用;
- 2、适用门厚: 45mm-50mm (加厚50mm-60mm)
- 3、面板规格: Ø27
- 4、安装中心距: 60mm


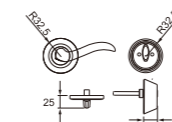


闭锁系列




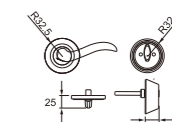
HG-29 SG

隐藏锁系列
Conceal Door Lock Series
材质: 优质锌合金
Quality: High-quality Zinc Alloy
可供颜色: 直上金
Color: SG



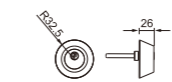
HG-20 DAB

隐藏锁系列
Conceal Door Lock Series
材质: 优质锌合金
Quality: High-quality Zinc Alloy
可供颜色: 青古哑光、铜间钢
Color: DAB, SS/SP



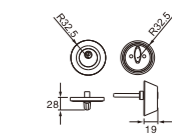
HG301 SB

闭锁系列
Ball Type Door Lock
材质: 不锈钢
Quality: Stainless Steel
可供颜色: 铜间钢、金拉丝
Color: SS/SP, SB



HG201 SS/SP

闭锁系列
Ball Type Door Lock
材质: 不锈钢
Quality: Stainless Steel
可供颜色: 铜间钢、直上金
青古哑光
Color: SS/SP, SG, DAB





Door lock Series

Many product lines. Superior quality, the best design and functions. Modeling projects are widely used in home, meet your requirements.

球型门锁系列

Ball Type Door Lock Series

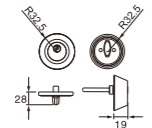


HG201 SG

闭锁系列
Ball Type Door Lock

材质: 优质锌合金
High-quality Zinc Alloy

可供颜色: 钢间钢、直上金
青古哑光
Color: SS/SP, SG, DAB

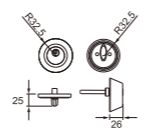


HG201 DAB

闭锁系列
Ball Type Door Lock

材质: 优质锌合金
High-quality Zinc Alloy

可供颜色: 钢间钢、直上金
青古哑光
Color: SS/SP, SG, DAB



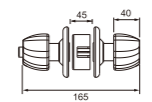
5831 SS+DL

球型门锁
Ball Type Door Lock

材质: 不锈钢
Quality: Stainless Steel

可供颜色: 钢斜、钢双、钢拉丝
Color: SS+DC, SS+DL, SS

适配锁体: 70#锁体



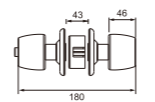
5831 SS+DC

球型门锁
Ball Type Door Lock

材质: 不锈钢
Quality: Stainless Steel

可供颜色: 钢双
Color: SS+DC

适配锁体: 60#锁体、70#锁体



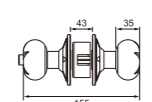
5793 SS

球型门锁
Ball Type Door Lock

材质: 纯铜
Quality: Copper

可供颜色: 钢拉丝
Color: SS

适配锁体: 60#锁体、70#锁体



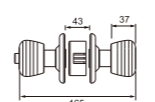
5731 SS+DC

球型门锁
Ball Type Door Lock

材质: 不锈钢
Quality: Stainless Steel

可供颜色: 钢斜、钢双、钢拉丝
Color: SS+DC, SS+DL, SS

适配锁体: 60#锁体、70#锁体



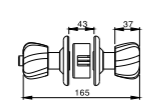
5731 SS+DL

球型门锁
Ball Type Door Lock

材质: 不锈钢
Quality: Stainless Steel

可供颜色: 钢斜
Color: SS+DL

适配锁体: 60#锁体、70#锁体



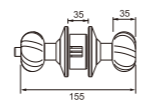
5791 SS+DL

球型门锁
Ball Type Door Lock

材质: 不锈钢
Quality: Stainless Steel

可供颜色: 钢双
Color: SS+DL

适配锁体: 60#锁体、70#锁体



双面叶片锁芯系列

麒麟不锈钢 防暴双面叶片锁芯



- 可选颜色: 钢色
Color: SS
- 主要材质: 不锈钢
Material: Stainless Steel
- 适配锁体: 60x68、天地锁
Madaptation: 60x68, Heaven and earth lock
- 适合范围: 钢门、木门、防盗门
Suitable for: Steel doors, Wooden doors, Security doors
- 主要功能: 锁定门扇、防盗
Function: Door leaf locking, Anti theft
- 特点: 防爆、防盗性能强
Features: Explosion-proof, anti-theft performance
- 执行标准: GA/T 73-94机械防盗锁
Applicable Standard: GA/T 73-94



叶片钥匙

防暴双面叶片锁芯

- 可选颜色: 金拉丝
Color: SG
- 主要材质: 不锈钢、铜、锌合金
Material: Stainless Steel, Brass, Zinc Alloy
- 适配锁体: 60x68、天地锁
Madaptation: 60x68, Heaven and earth lock
- 适合范围: 钢门、木门、防盗门
Suitable for: Steel doors, Wooden doors, Security doors
- 主要功能: 锁定门扇、防盗
Function: Door leaf locking, Anti theft
- 特点: 防爆、防盗性能强
Features: Explosion-proof, anti-theft performance
- 执行标准: GA/T 73-94机械防盗锁
Applicable Standard: GA/T 73-94

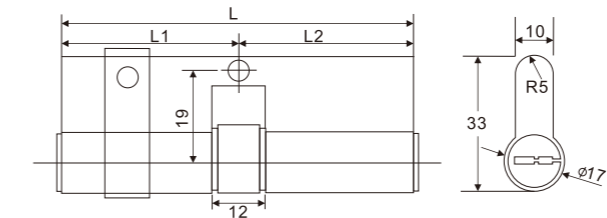


工程钥匙

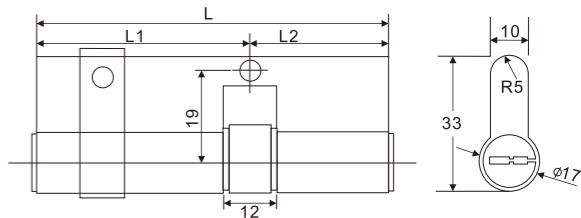


主人钥匙

正心锁芯结构



偏心锁芯结构



正心系列规格一览表

总 长(L)	规 格 (门外L1+门内L2)	总 长(L)	规 格 (门外L1+门内L2)
65mm	32.5mm+32.5mm	100mm	50mm+50mm
70mm	35mm+35mm	105mm	52.5mm+52.5mm
75mm	37.5mm+37.5mm	110mm	55mm+55mm
80mm	40mm+40mm	115mm *	57.5mm+57.5mm
85mm	42.5mm+42.5mm	120mm *	60mm+60mm
90mm	45mm+45mm	125mm *	62.5mm+62.5mm
95mm	47.5mm+47.5mm	130mm *	65mm+65mm

偏心系列规格一览表

总 长(L)	规 格 (门外L1+门内L2)	总 长(L)	规 格 (门外L1+门内L2)
65mm	35.5mm+32.5mm	100mm	67.5mm+32.5mm
70mm	37.5mm+32.5mm	105mm	72.5mm+32.5mm
75mm	42.5mm+32.5mm	110mm	77.5mm+32.5mm
80mm	47.5mm+32.5mm	115mm *	82.5mm+32.5mm
85mm	52.5mm+32.5mm	120mm *	87.5mm+32.5mm
90mm	57.5mm+32.5mm	125mm *	92.5mm+32.5mm
95mm	62.5mm+32.5mm	130mm *	97.5mm+32.5mm

* 表示需要定做产品